

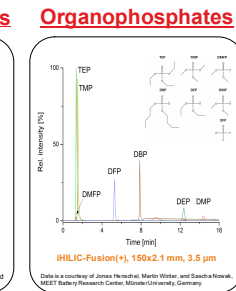
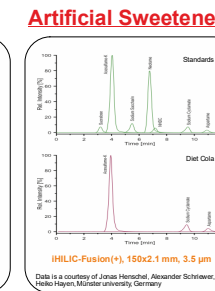
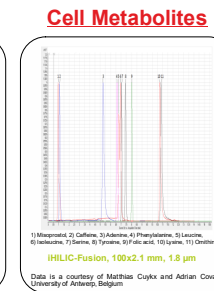
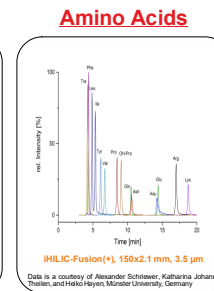
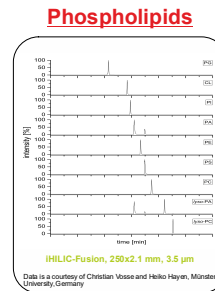
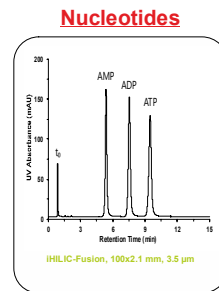
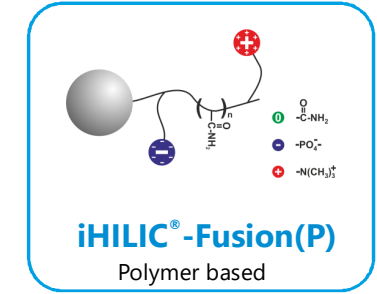
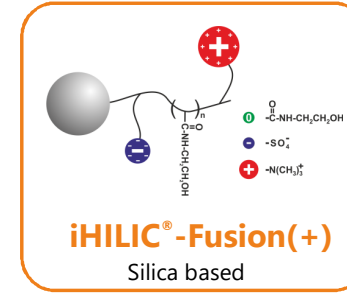
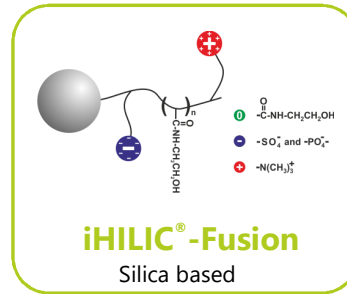


# iHILIC<sup>®</sup>-Fusion

advances HILIC separation in UHPLC and HPLC

## Features

- Charge modulated hydroxyethyl amide/amide HILIC columns
- Three complementary selectivities for separation of polar analytes
- Excellent durability and ultra-low bleeding for LC-MS
- Versatile columns for "Omics" studies
- iHILIC<sup>®</sup>-Fusion and iHILIC<sup>®</sup>-Fusion(+): pH 2-8; 1.8, 3.5, and 5 μm
- iHILIC<sup>®</sup>-Fusion(P): pH 1-10; 5 μm



## iHILIC and iSPE Publications

### iHILIC-Fusion:

- J. Chromatogr. A, 1478 (2017) 168-178 - Metabolomics
- ChemBioChem, 18 (2017) 1177-1182 - UDP-sugar
- LCGC Europe, (2016) September issue - Metabolomics
- BioMetals, 30 (2017) 589-597 - Pyoverdines

### iHILIC-Fusion(+):

- LCGC Europe, (2016) July issue - Food and Beverage
- LCGC Europe, (2017) July issue - Amino Acids
- LCGC Europe, (2017) December issue - Organophosphates

### iHILIC-Fusion(P):

- Cell Reports, 17 (2016) 837-848 - Metabolomics
- Anal. Chem., 89 (2017) 1624-1631 - Metabolomics
- J. Liq. Chromatog. Rel. Technol., (2017) - dithiocarbamate fungicides
- Nature Communications, 8 (2017) - Metabolomics
- Metabolomics, 13 (2017) 123-132 - Metabolomics

### iSPE-HILIC:

- LCGC Europe eApplication, (2018) March - Glycopeptides

## HILICON AB

Email: [info@hilicon.com](mailto:info@hilicon.com) | Website: [www.hilicon.com](http://www.hilicon.com) | Tvistevägen 48, 90736, Umeå, Sweden  
©HILICON AB. All rights reserved. | iHILIC<sup>®</sup> and iSPE<sup>®</sup> are registered trademarks of HILICON AB



via neera 8/a 20141 Milano  
Tel. +39 02.8954201 - Fax +39 02.8954202  
[www.cps.it](http://www.cps.it) - [cps@cps.it](mailto:cps@cps.it)